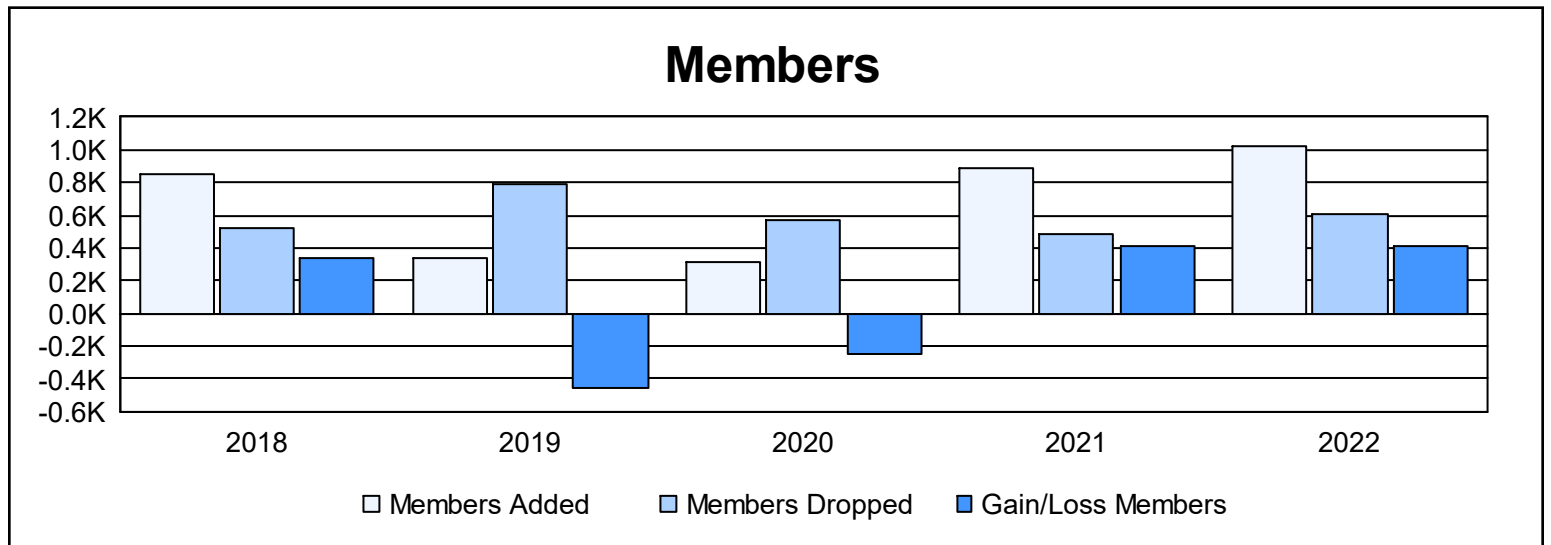
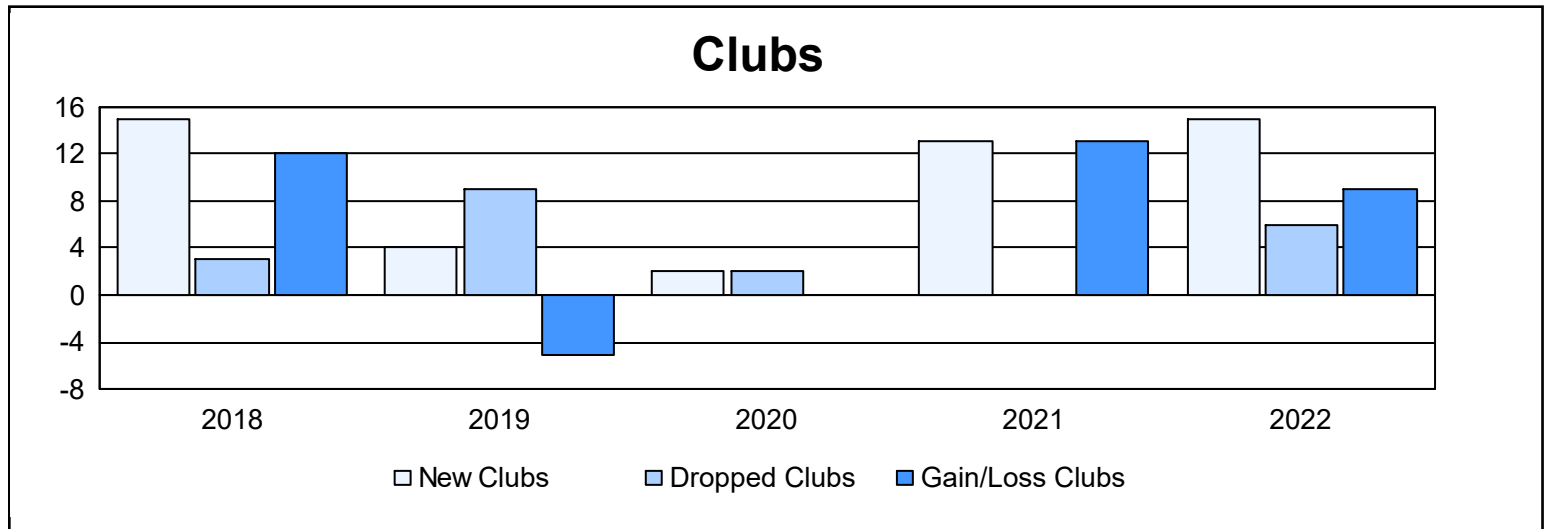
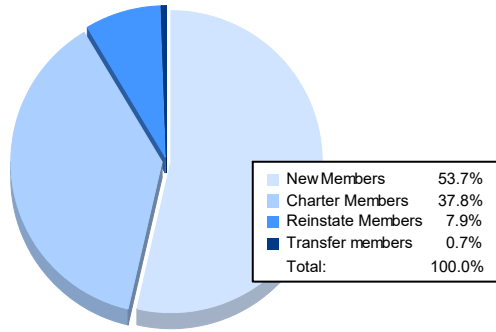


Year	New Clubs	Dropped Clubs	Gain/ Loss Clubs	New Members	Charter Members	Reinstate Members	Transfer Members	Total Member Added	Total Members Dropped	Gain/ Loss Members
2017-2018	15	3	12	490	328	22	9	849	516	333
2018-2019	4	9	-5	196	118	20	1	335	786	-451
2019-2020	2	2	0	194	64	35	27	320	572	-252
2020-2021	13	0	13	500	338	48	4	890	482	408
2021-2022	15	6	9	547	385	80	7	1,019	606	413
<b>Average</b>	<b>10</b>	<b>4</b>	<b>6</b>	<b>385</b>	<b>247</b>	<b>41</b>	<b>10</b>	<b>683</b>	<b>592</b>	<b>90</b>



### Membership Composition June 2022 Cumulative



### Gender Composition June 2022 Cumulative

